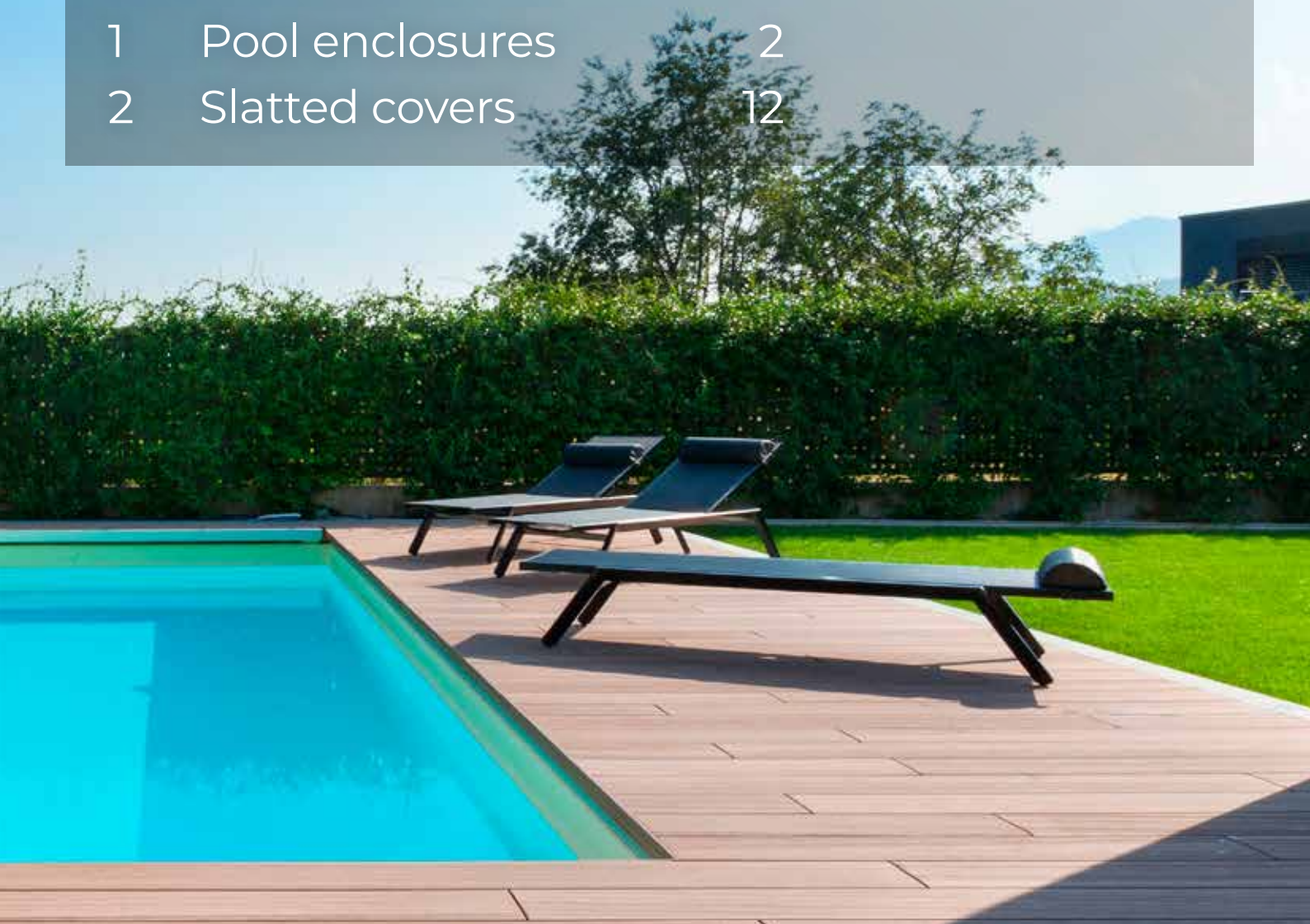


ENJOY YOUR OWN POOL WITH NORSUP'S EXCLUSIVE POOL DESIGNS

The Norsup range opens up a myriad of opportunities to create the perfect pool for you. Norsup pools are designed to suit your needs and can be controlled from anywhere in the world thanks to our "NorsupOne" smart pool technology. You can relax knowing that your pool is safe and well maintained without the need for tedious testing. In addition to that, our Norsup pools can be installed much quicker than traditional methods so you can enjoy your new swimming pool in no time at all.

POOL COVERS

1	Pool enclosures	2
2	Slatted covers	12



A modern white building with a pool enclosure in the foreground. The building has large windows with dark frames and a dark door. The pool enclosure is made of glass and dark metal frames, reflecting the sky and the building. The sky is blue with white clouds. The ground is paved with light-colored tiles.

1.

NORSUP POOL ENCLOSURES

Get the most out of your pool. More efficient, less expensive, and with no need to conform to the weather. Our wide range of shapes and colour options will ensure that the enclosure blends in with your garden. In today's age, pool enclosures are a must-have feature of pools. The current weather conditions being one of the main reasons, the enclosure will prolong the pool bathing season considerably and increase the value of investing in the pool. The pool enclosure is resistant to water, dampness and is low-maintenance.



Our sliding roofs are manufactured individually according to your requirements.

NORSUP 3 YEARS WARRANTY
10 YEARS ON CONSTRUCTION

THE PERFECT POOL FOR EVERY HOME

Thanks to many years of experience and high-quality robust materials, Norsup is able to offer a longlasting system in various designs that meets every requirement. From walk-in to extra flat versions. At the customer's request, all size requirements are customised, and various options available for all pool requirements.

GENERAL FEATURES

- Solid, aluminium profiles
- Extra flat rails made of anodised aluminum (15 mm flat)
- Glass fronts removable on both sides
- High quality castors
- 4 mm thick polycarbonate glazing (crystal clear)
- Rubber seal between the segments
- With rubber sealing lip on both sides
- Optionally also with electric drive

ADVANTAGES OF NORSUP POOL COVERS

Water quality	Prevents water fouling, protects against dust, eaves, and insects
Safety	Prevents children or pets falling into the pool.
Energy saving	Reduces costs of water heating, prevents heat loss.
Season extension	Prolongs the bathing season by several months.

Read more about this in our blogs on www.norsup.eu



SUPREME LINE



PREMIUM LINE



PRO LINE



BASIC LINE



SUPREME LINE

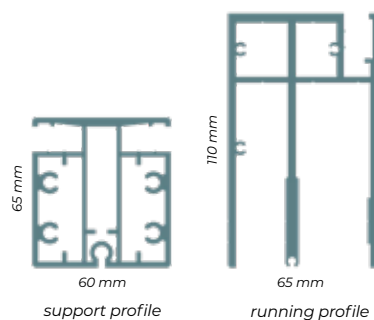

The Supreme Line combines modern design with sophisticated functionality. The flat track on one side allows easy access to the pool. In three different colors, the roofs harmoniously fit in every garden.



SUPREME LINE

FEATURES


- Very flat and angular design
- Single-sided track (15 mm flat)
- Thanks to the integrated tilt joints, the glass fronts can be tilted by approx. 45 ° for ventilation
- Solid, aluminium profiles
- Extra flat rails made of anodized aluminum (15 mm flat)
- Glass fronts removable on both sides
- High quality castors
- 4 mm thick polycarbonate glazing (crystal clear)
- Rubber seal between the segments
- With rubber sealing lip on both sides
- Optionally also with electric drive



AVAILABLE COLOURS



Anthracite
powder coated
RAL 7016



Silver
aluminum
anodised



White
powder coated
RAL 9016

	LENGTH 550 TO 750 CM	LENGTH 751 TO 850 CM	LENGTH 851 TO 1,000 CM
Total height	No. of segments: 3 width tracks: 27.7 cm	No. of segments: 4 width tracks: 27.2 cm	No. of segments 4 width tracks: 37.2 cm
Inside width 350 cm	47 cm	57 cm	57 cm
Inside width 400 cm	48 cm	58 cm	58 cm
Inside width 450 cm	49 cm	59 cm	59 cm
Inside width 500 cm	50 cm	60 cm	60 cm



Side sliding door

Only possible for the largest segment.

Door lock



Lockable
locking bolt

Electric drive with
remote control





PREMIUM LINE

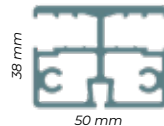
*The Premium Line is both subtle & classic in its design.
The flat tracks on both sides are inconspicuous and guarantee easy opening and closing of the roof.*



PREMIUM LINE

FEATURES

- Square design with a slightly arched roof
- Running rails on both sides (15 mm flat)
- High quality plastic rolls
- Glass fronts removable on both sides
- High quality castors
- 4 mm thick polycarbonate glazing (crystal clear)
- Rubber seal between the segments
- With rubber sealing lip on both sides
- Optionally also with electric drive



support profile




running profile

AVAILABLE COLOURS



Anthracite
powder coated
RAL 7016



Silver
aluminum
anodised

	LENGTH 550 TO 750 CM	LENGTH 751 TO 850 CM	LENGTH 851 TO 1,000 CM
Total height	No. of segments: 3 width tracks: 21.6 cm	No. of segments: 4 width tracks: 28.6 cm	No. of segments: 4 width tracks: 28.6 cm
Inside width 350 cm	60 cm	65 cm	65 cm
Inside width 400 cm	65 cm	70 cm	70 cm
Inside width 450 cm	70 cm	75 cm	75 cm
Inside width 500 cm	75 cm	80 cm	80 cm



Side sliding door

Only possible for the largest segment.



Ventilation flap



Door lock



Lockable
locking bolt



Electric drive with
remote control



PRO LINE

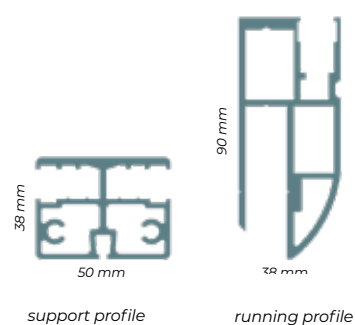
The Pro Line offers the most space with a height of up to 1.90 m. Thanks to the universal structure of the roof and the optional revolving door, it is also ideal for pools with access in the middle.



PRO LINE

FEATURES

- Spacious and universal design
- Running rails on both sides (15 mm flat)
- High quality plastic rolls
- Glass fronts removable on both sides
- High quality castors
- 4 mm thick polycarbonate glazing (crystal clear)
- Rubber seal between the segments
- With rubber sealing lip on both sides
- Optionally also with electric drive



AVAILABLE COLORS



Anthracite
powder coated
RAL 7016



Silver
aluminum
anodised

	LENGTH 550 TO 750 CM	LENGTH 751 TO 850 CM	LENGTH 851 TO 1,000 CM
Total height	No. of segments: 3 width tracks: 21.6 cm	No. of segments: 4 width tracks: 28.6 cm	No. of segments: 4 width tracks: 28.6 cm
Inside width 350 cm	130 cm	140 cm	140 cm
Inside width 400 cm	140 cm	150 cm	150 cm
Inside width 450 cm	155 cm	165 cm	165 cm
Inside width 500 cm	165 cm	175 cm	175 cm



Sliding/revolving door

Revolving door not possible in connection with ventilation flap; Sliding door only possible for the largest segment.

Ventilation flap

Revolving door not possible in connection with ventilation flap.



Door lock

Lockable locking bolt



Electric drive with remote control



BASIC LINE

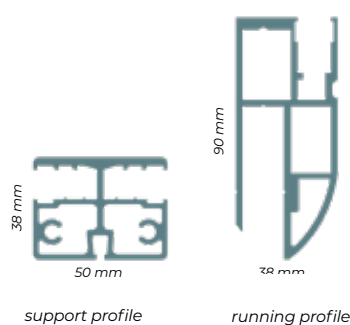
The Basic Line is a classic and medium-high canopy, which is universally suited for every pool. It offers all the advantages of a pool roof at a competitive price.



BASIC LINE

FEATURES


- Classic curved design
- Running rails on both sides (15 mm flat)
- High quality plastic rolls
- Glass fronts removable on both sides
- High quality castors
- 4 mm thick polycarbonate glazing (crystal clear)
- Rubber seal between the segments
- With rubber sealing lip on both sides
- Optionally also with electric drive



AVAILABLE COLORS



Anthracite
powder coated
RAL 7016



Silver
aluminum
anodised

	LENGTH 550 TO 750 CM	LENGTH 751 TO 850 CM	LENGTH 851 TO 1,000 CM
Total height	No. of segments: 3 width tracks: 21.6 cm	No. of segments: 4 width tracks: 28.6 cm	No. of segments: 4 width tracks: 28.6 cm
Inside width 350 cm	80 cm	90 cm	90 cm
Inside width 400 cm	85 cm	95 cm	95 cm
Inside width 450 cm	90 cm	100 cm	100 cm
Inside width 500 cm	95 cm	100 cm	100 cm



Side sliding door

Only possible for the largest segment.

Ventilation flap



Door lock

Lockable
locking bolt



Electric drive with
remote control

2.

NORSUP SLAT COVER


Norsup Polycarbonate solar slatted cover comes with UV protection in the base material. Its surface layer prevents aging of the slat material. Optimal solar effect slats used with transparent surface and black under layer for maximum heat gain. It has a perfect geometry which makes the profile stable and extremely weather resistant (severe hailstorms). Double hook connection ensures a secure cover that can be rolled up on two sides. The opening in the end cap helps the slat clean itself by allowing water to flow through the hook connection to reduce algae growth.



FEATURES

- Optimal polycarbonate Solar slats
- UV protection in the base material
- Surface layer prevents material aging
- Easy removal of individual slats
- Stable & highly weather resistant (up to 5cm hail resistant)
- Double hook connection
- Open structure of the end slat to prevent algae growth
- Different packaging options for easy transportation

AVAILABLE COLOURS



Solar blue



Solar silver



Solar transparent

Exclusive offer available of solar slats but other non-solar options available.



NORSUP SLAT POOL COVER DRIVE SYSTEM

With decades of manufacturing experience and expertise, Norsup is offering high-quality pool cover drive systems. The Norsup pool drive system is suitable for all swimming pools: Concrete/liner; Prefab and EPS blocks. Both pool drive systems and mounting sets are made of stainless steel 316-L (1.4404) with POM-C bearings. Our pool drive systems are equipped with motors with a capacity of 250Nm or 450Nm. A motor with 600Nm is available on request.




NORSUP 3 YEARS WARRANTY

Please contact your Norsup dealer for the different sizes and options.

NORSUP TELESCOPIC POOL DRIVE SYSTEM

- It is a "one size fits for all" model!
- Fits all pools with width up to 6200mm
- The length of the system is adjustable in size
 - 3000/4000mm, 3850/5200 mm and 5000/6200mm
- Includes 250Nm tube motor, remote control and 25 metre cable
- 30mm axle equipped with POM-C bearings



NORSUP POOL DRIVE SYSTEM WITH 250NM MOTOR

- Fits pools with width < 6000mm
- Available with 3 different cable length: 10metre, 20metre, 25metre
- Complete with remote control



mounting set for 250Nm motor

control box for 250Nm motor

NORSUP POOL DRIVE SYSTEM WITH 450NM MOTOR

- Fits pools with width < 6000mm
- Available with 3 different cable length: 10metre, 20metre, 25metre
- Complete with remote control



mounting set for 450Nm motor

control box for 450Nm motor